

ENVELOPES

ABOUT

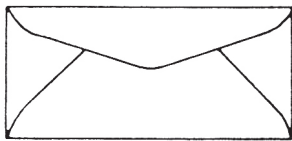
While you can't necessarily judge a book by its cover, you can always judge a direct mail piece by the quality of its envelope. Our on-site envelope printing capability gives you a choice of over 400 envelope and window dies with either diagonal or double side seams.

CAPABILITIES

- Flexo inline, 2 color outside, 1 color inside
- Litho flat then convert (highest quality) – inside and outside 1-6 colors.
- Litho jet on premade envelopes, 2 color, 2 sides – front and back of envelopes, 3 x 5 up to 12 x 18.
- Standard and custom die-cutting



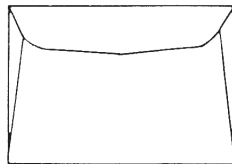
SIZING



Commercials & Officials

Open side with gummed flaps. Commercials range from No. 5 to 6¾. Official sizes range from No. 7 to 14.

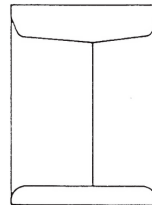
No.	Size
5	3 1/16" x 5 1/2"
6 1/4	3 1/2" x 6"
6 1/2	3 3/8" x 6 1/4"
6 3/4	3 5/8" x 6 1/2"
7	3 3/4" x 6 3/4"
7 1/2	3 3/4" x 5 1/2"
7 3/4 (Monarch)	3 7/8" x 7 1/8"
8 5/8 (Check)	3 5/8" x 8 5/8"
9	3 7/8" x 8 7/8"
10	4 1/8" x 9 1/2"
11	4 1/2" x 10 3/8"
12	4 3/4" x 11"
14	5" x 11 1/2"



Booklet

Often used in direct mail for booklets, folders, etc. Suitable for overall printing.


Size
4 1/2" x 5 1/2"
4 3/4" x 6 1/2"
5" x 7 1/2"
5 1/2" x 7 1/2"
5 1/2" x 8 1/2"
5 3/4" x 8 7/8"
6" x 9"
6 1/2" x 9 1/2"
6 1/4" x 9 5/8"
7" x 10"
10 1/2" x 10 1/2"
8" x 11 1/8"
8 3/4" x 11 1/2"
9" x 12"
9 1/2" x 12 5/8"
10" x 13"



Catalog

Heavy duty envelope with wide seams and gummed flap. For catalogs, magazines, etc.

Size
6" x 9"
6 1/2" x 9 1/2"
6 1/2" x 10"
7" x 10"
10 1/2" x 10 1/2"
8" x 11"
8 1/4" x 11 1/4"
8 1/2" x 10 1/2"
8 3/4" x 11 1/4"
9" x 12"
9 1/2" x 12 1/2"
10" x 13"
11 1/4" x 14 1/4"
11 1/2" x 14 1/2"




Announcement

Many matching text & cover papers. Many have deckle edge flaps.

No.	Size
A-2	4 3/8" x 5 3/4"
A-6	4 3/4" x 6 1/2"
A-7	5 1/4" x 7 1/4"
A-8	5 1/2" x 8 1/8"
A-10	6" x 9 1/2"
Slim	3 7/8" x 8 7/8"

ENVELOPES (CONT.)


SIZING (CONT.)



Baronial

Open side with gummed flaps. Commercials range from No. 5 to 6¾. Official sizes range from No. 7 to 14.


No.	Size
4	3 5/8" x 5 1/8"
5	4 1/8" x 5 3/8"
5 1/4	4 1/4" x 5 1/4"
5 1/2	4 3/8" x 5 3/8"
6	4 3/4" x 6 1/2"
7 1/2	5 1/2" x 7 1/2"



Combo Statement & Return

Often used in direct mail for booklets, folders, etc. Suitable for overall printing.

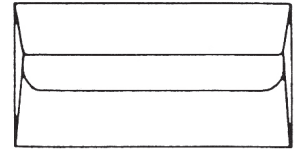
No.	Size
6 1/4	3 1/2" x 6"
6 1/2	3 1/2" x 6 1/4"
6 3/4	3 5/8" x 6 1/2"



Wallet Flap

Heavy duty envelope with wide seams and gummed flap. For catalogs, magazines, etc.

No.	Size
10	4 1/8" x 9 1/2"
11	4 1/2" x 10 3/8"
12	4 3/4" x 11"
14	5" x 11 1/2"



Simple-Seal®

Many matching text & cover papers. Many have deckle edge flaps.

No.	Size
6 3/4 Commercial	3 5/8" x 6 1/2"
Monarch	3 7/8" x 7 1/2"
9 Official	3 7/8" x 8 1/8"
10 Official	4 1/8" x 9 1/2"

EQUIPMENT

- 1 – PHP Computerized Die-cutter
100,000 per hour (long runs over 200,000)
- 1 – Hobbs Die-cutter
30,000 per hour (special sizes, adjustable cut for quick set up, short runs, cuts with 40 tons of pressure)
- 1 – RA800 Converter with Window
2-color outside and 1-color inside flexo print units – 3 x 5 up to 6 1/2 x 11 1/2 open side up to 48,000 finished envelopes per hour.
- 1 – W&D High Speed Converter
22,000 per hour, #10 regular only 1 – Wide Range Window Converter – 9,000 per hour, 3 x 5 up to 6 1/2 x 11 1/2 open side
- 1 – Halm Super Jet Press
2 colors 2 sides, 20,000 per hour
- 1 – Halm Small Jet Press
2 colors 2 sides, 40,000 per hour
- 1 – US Paper Counter Shooter II Tabber


DIES

- 300 – window dies in stock – average \$200 each if we don't have one that fits your needs
- 175 – high dies in stock – average \$1,250 each if we don't have one that fits your needs

Most of our dies are Teflon coated. Dies will run approximately 2 to 3 million envelopes before needing to be sharpened.



Hobbs Die-Cutter



Halm Super-Cutter Press